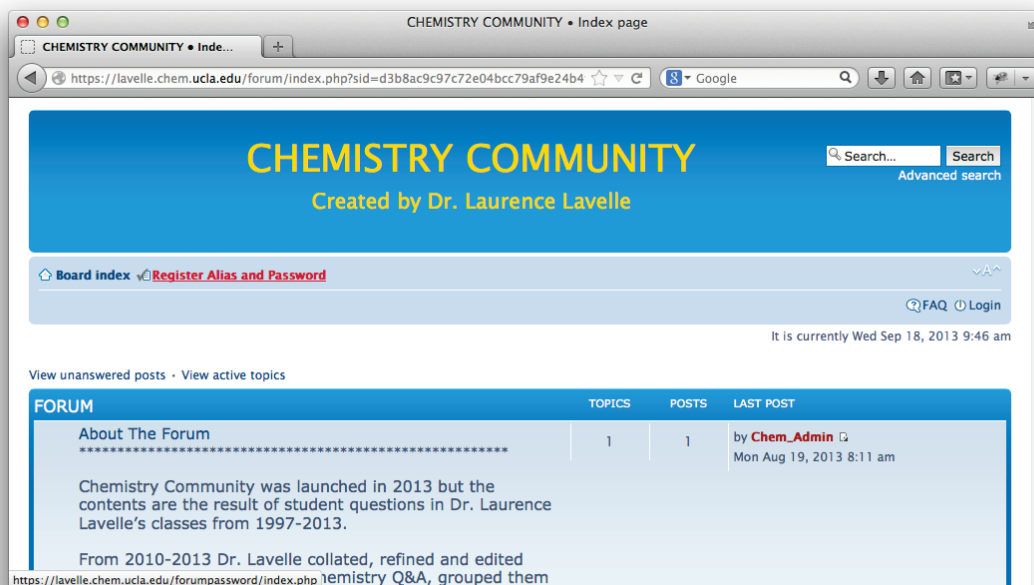


Registration Instructions for [CHEMISTRY COMMUNITY](#)

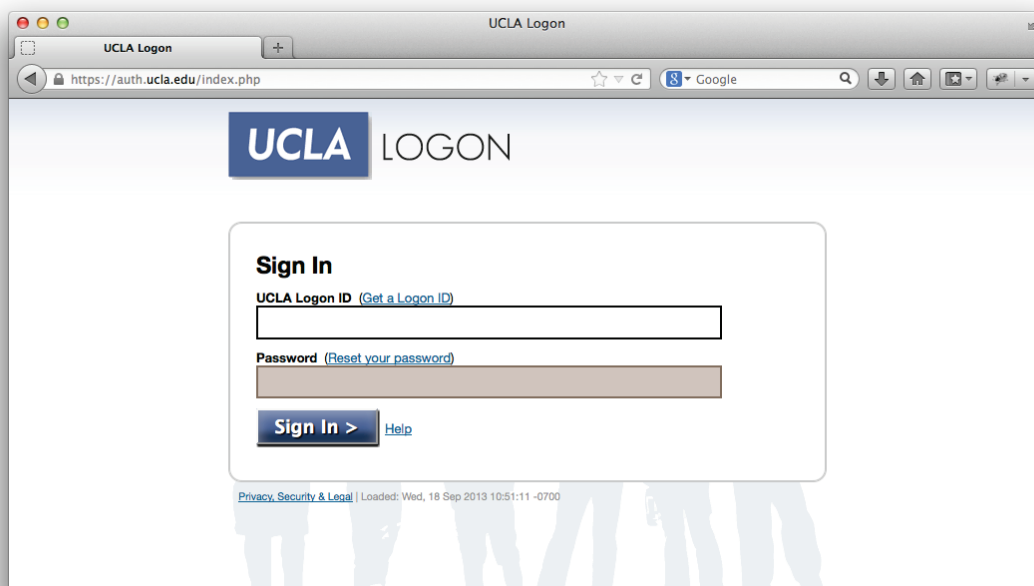
(Registration will open 1st day of class and is only available to students enrolled in Dr. Lavelle's classes.)

If you have not logged in to the forum before, you will need to select an Alias, which will be displayed with your posted content, and a forum password.

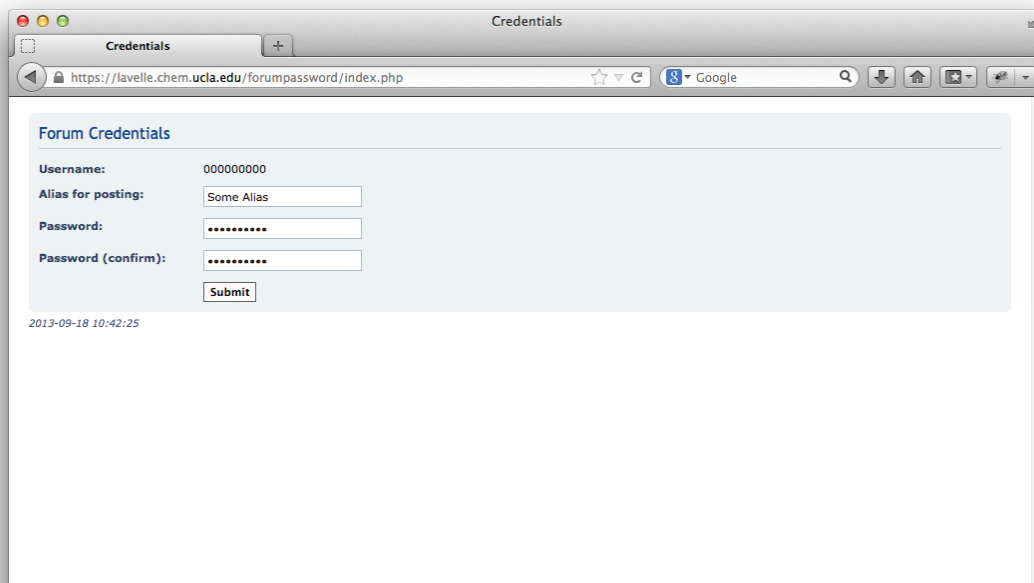
1. Click the "Register Alias and Password" link at the top left of [CHEMISTRY COMMUNITY](#).



2. You will need to authenticate with UCLA, using your Bruin Online login information.

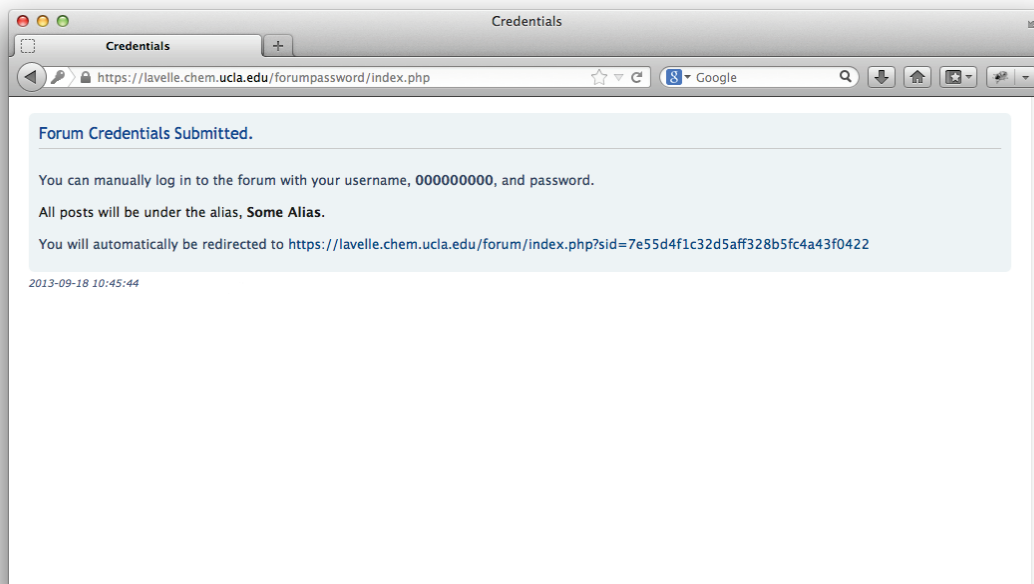


3. Your Bruin Online UID will be displayed, which is the username that you will always use to login to the forum. Choose an Alias that does not include symbols or non-alphanumeric characters, and a password that is at least 6 characters long. Recommended Alias is your name and discussion section.



The screenshot shows a web browser window titled 'Credentials' with the address bar displaying 'https://lavelle.chem.ucla.edu/forumpassword/index.php'. The page content is titled 'Forum Credentials' and contains a registration form with the following fields: 'Username:' with the value '00000000', 'Alias for posting:' with the value 'Some Alias', 'Password:' with masked characters, and 'Password (confirm):' with masked characters. A 'Submit' button is located below the form. A timestamp '2013-09-18 10:42:25' is visible at the bottom left of the page content.

4. Once your information is registered, you will be automatically redirected to and logged in to the forum.



The screenshot shows the same web browser window after registration. The page content is titled 'Forum Credentials Submitted.' and contains the following text: 'You can manually log in to the forum with your username, 00000000, and password.', 'All posts will be under the alias, Some Alias.', and 'You will automatically be redirected to <https://lavelle.chem.ucla.edu/forum/index.php?sid=7e55d4f1c32d5aff328b5fc4a43f0422>'. A timestamp '2013-09-18 10:45:44' is visible at the bottom left of the page content.

5. If you are not properly redirected, you may click the redirection link.
6. You may visit this registration section in the future to change your Alias or password.